

GEOMETRIE

G10

CE1

Les figures simples



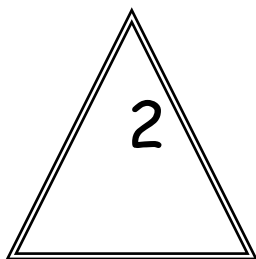

Dessine un carré, un triangle, un rectangle.

CE1

Les figures simples

Ecris les numéros qui correspondent à la description.

- ✓ J'ai trois cotés je suis.....
- ✓ J'ai quatre cotés je suis
- ✓ J'ai quatre cotés égaux je suis
- ✓ J'ai quatre angles droits je suis
- ✓ J'ai quatre cotés égaux et quatre angles droits je suis.....



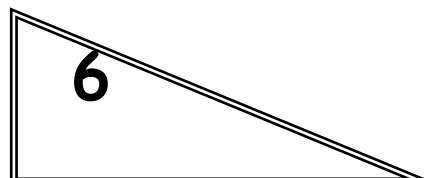
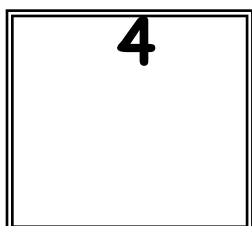
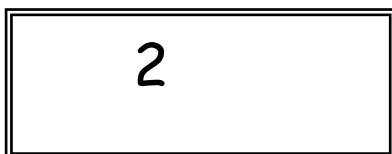

GEOMETRIE

G11

CE1

Les figures simples

| Figure | Nombre de coté | Nombre d'angle droit | Cotés parallèles | Tous les cotés égaux |
|--------|----------------|----------------------|------------------|----------------------|
| 1 | 3 | 0 | non | non |
| 2 | | | | |
| 3 | | | | |
| 4 | | | | |
| 5 | | | | |
| 6 | | | | |




GEOMETRIE

G11

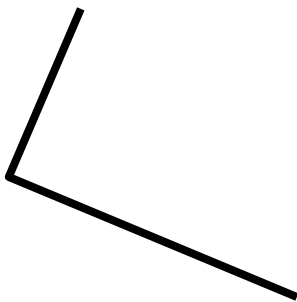
CE1

Les angles droits

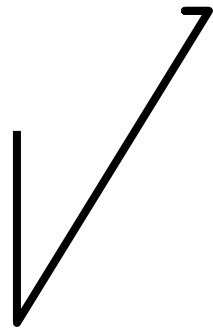
Ecris le numéro des angles qui sont droits.



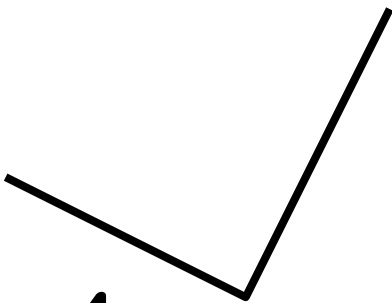
1



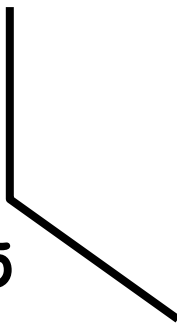
2



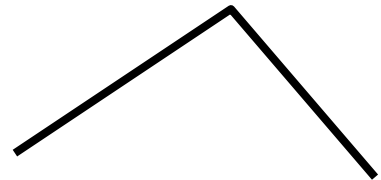
3



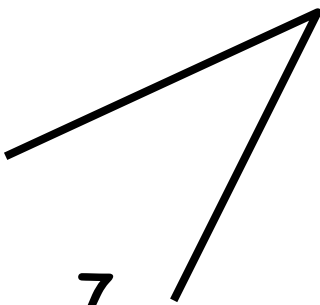
4



5



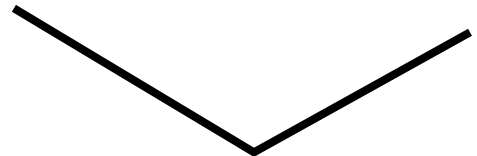
6



7



8



9

GEOMETRIE

G11

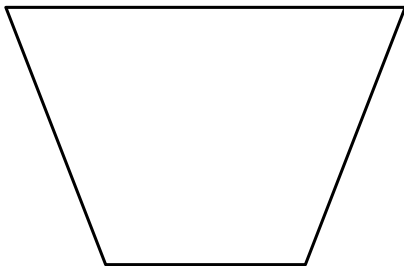
CE1

Les figures simples

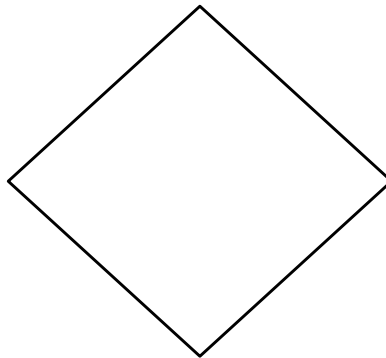
Ecris le nombre d'angle droit de chaque figure :

Ex : Figure 6 : 2 angles droits

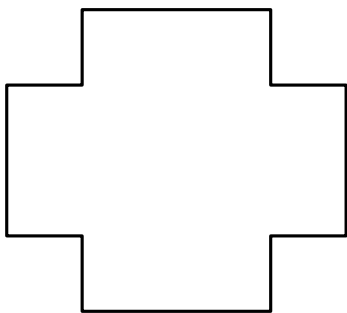
1



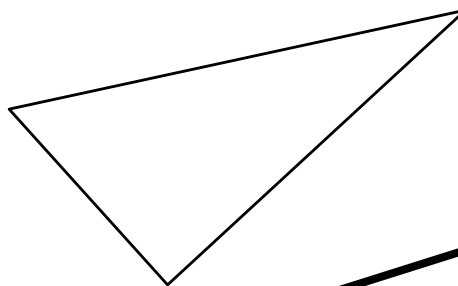
2



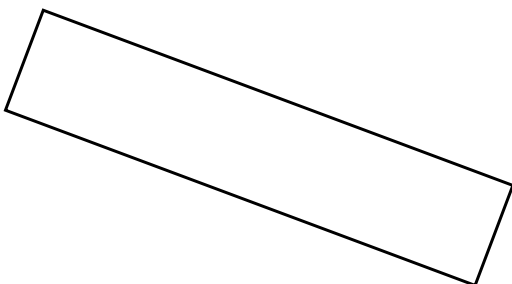
3



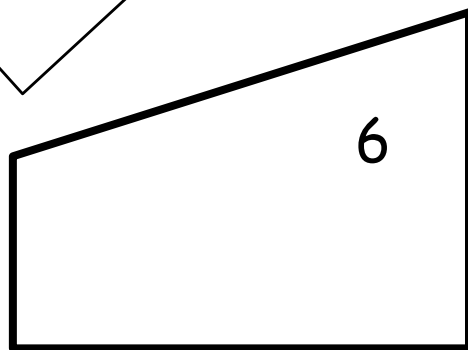
4



5



6



GEOMETRIE

G11

CE1



